

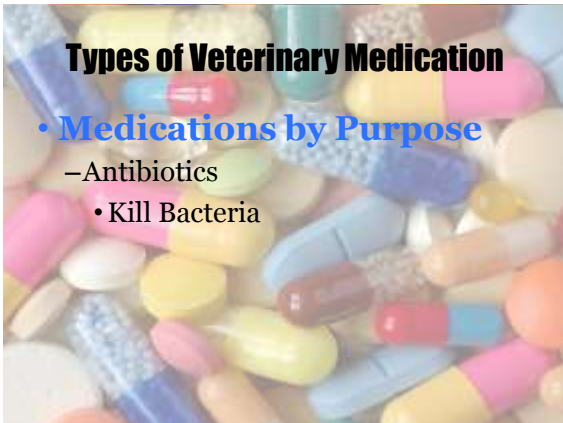


# Veterinary Medications



## Objectives

- A. Categorize veterinary medications by their purpose and form.
- B. Name common medications used in veterinary practice.
- C. Recognize adverse effects of medications.
- D. Calculate correct medication dosages.
- E. Accurately draw up a syringe with the correct amount of medication
- F. Dispense & label medications according to the veterinarian's instructions.
- G. Safely administer oral, topical, and injectable medications to small and large animals.



## Types of Veterinary Medication

### • Medications by Purpose

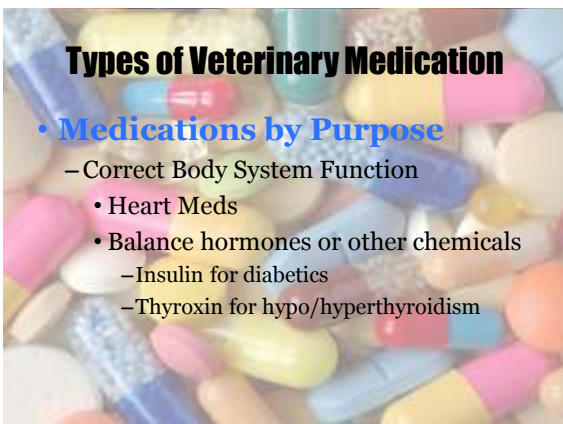
- Antibiotics
  - Kill Bacteria



## Types of Veterinary Medication

### • Medications by Purpose

- Anti Inflammatory
  - Control Pain



## Types of Veterinary Medication

### • Medications by Purpose

- Correct Body System Function
  - Heart Meds
  - Balance hormones or other chemicals
    - Insulin for diabetics
    - Thyroxin for hypo/hyperthyroidism




## Types of Veterinary Medication

### • Medications by Purpose

- Stop Allergens
  - Steroids
  - Antihistamines


**Types of Veterinary Medication**

- **Medication Forms:**
  - Tablets



**Types of Veterinary Medication**

- **Medication Forms:**
  - Capsules



**Types of Veterinary Medication**

- **Medication Forms:**
  - Liquid



**Types of Veterinary Medication**

- **Medication Forms:**
  - Paste



**Types of Veterinary Medication**

- **Medication Forms:**
  - Drops



**Types of Veterinary Medication**

- **Medication Forms:**
  - Ointments



### Common Veterinary Medications

- You should be familiar with names and purposes of common medications
  - You will NEVER prescribe medication
  - Every medication has an information sheet

### Adverse Effects of Medications

- Vaccination reaction:
  - Swelling of face
  - Redness
  - Occurs quickly
    - Within an hour



### Adverse Effects of Medications

- Misdosing
  - Overdose
  - Underdose



### Adverse Effects of Medications

- Cross Species:
  - Many medications are only safe for some or 1 species

### Adverse Effects of Medications

- Other situations that effect medication safety:
  - Pregnancy
  - Age
  - Duration

### Syringes

- Most common syringe sizes:
  - 1 cc
  - 3 cc
  - 12 cc
  - 30 cc
  - 60 cc



### Syringes

- Types of Syringes
  - Leur Lock
    - Threaded tip so needle can't come off
  - Catheter tip
    - Needle slips on




### Syringes

- 30 cc



### Syringes

- 60 cc



### Syringes

- .5 cc



### Dispensing & Labeling Meds

Vet Clinic Info

**Washington Family Veterinary Clinic**  
 969 North 3050 East #B1-A  
 St George, UT 84790 435-627-1300

Owner's Name "Pet's Name"		Prescribing Vet
Francisca Pena "Delilah"	Medication Name & Strength	Dr. Jace King Qty: 20
<b>Rimadyl 25 mg</b>	Specific Instructions	Quantity Dispensed
Vet use only warning	Give 1 tablet by mouth every day until gone	
<b>KEEP OUT OF CHILDREN'S REACH-FOR VETERINARY USE ONLY</b>		

## Dispensing & Labeling Meds

Common Medication Instructions:

- **How long?**
  - “...until gone”
  - “....Continue until symptoms clear for 2 days”
  - “...for 5 days”

## Dispensing & Labeling Meds

Common Medication Instructions:

- **How many times daily?**
  - “...twice a day”
  - “...once per day”
- **Remember abbreviations**
  - EOD, SID, BID, TID, QID, QD, PO

## Dispensing & Labeling Meds

Remember abbreviations

- SID : once daily
- BID: two times a day
- TID: three times a day
- QID: four times a day
- EOD: every other day

## Dispensing & Labeling Meds

Common Medication Instructions:

- **Handling Instructions**
  - “...keep refrigerated”
  - “...shake before using”
  - “...take with food”

## Administering Meds



## Administering Meds

- **Tricks for Dogs**
  - Hide it in cheese or piece of hot dog
  - Put it in mouth, push to back of tongue, hold mouth closed, keep nose up, and massage throat until they swallow
  - Pill Popper



### Administering Meds

- Tricks for Cats
  - Pill Popper

A collage of images related to administering pills to cats. It includes a close-up of a pill popper, a hand holding a pill, and a hand administering a pill to a cat's mouth. The background is a pattern of colorful pills.

### Administering Meds

- Tricks for Livestock
  - Pill Popper

A photograph showing a person in a blue shirt using a long-handled pill popper to administer a pill to a horse's mouth. The background is a pattern of colorful pills.

### Administering Meds

- How to apply eye ointment
  - Cup bottom eye lid
  - Place 1 small thread across eye

A close-up photograph of a person's hands applying eye ointment to a dark-colored animal's eye. The person is using their thumb to cup the bottom eyelid. The background is a pattern of colorful pills.

### Administering Meds

- How to apply ear meds
  - If very dirty clean with ear wash BEFORE medicating!
  - Place nozzle just inside the ear canal
  - Squeeze ointment/drop, then massage ear

Two photographs showing ear medication being applied. The left photo shows a person applying medication to a dog's ear. The right photo shows a person applying medication to a cat's ear. The background is a pattern of colorful pills.